


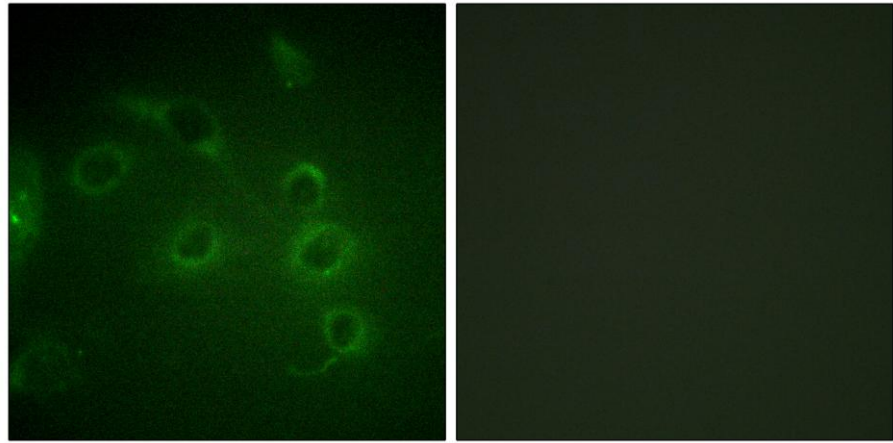
CD45 Polyclonal Antibody

Cat# A20725PI

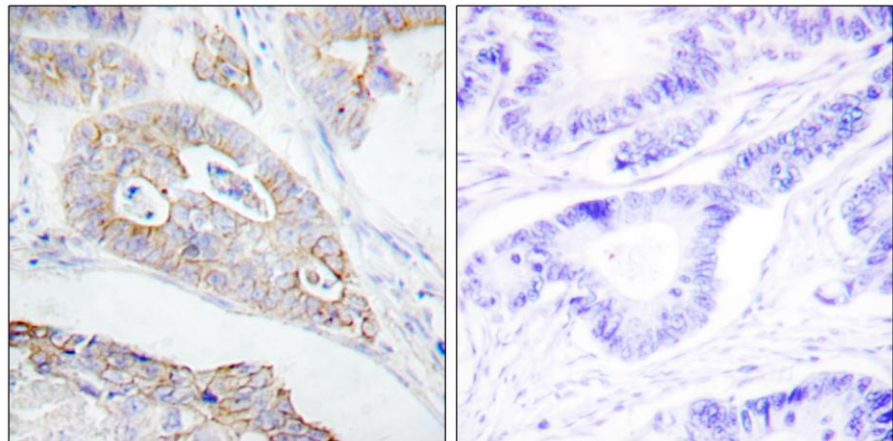
Upon receipt, store at -20°C. Avoid repeated freeze.

INFORMATION

Product Name	CD45 Polyclonal Antibody
Cat. No.	A20725PI
Size	50 ug, 100 ug
Product type	Primary antibody
Species Reactivity	Human, Mouse, Rat
Immunogen	Synthesized peptide derived from human CD45. AA range:981-1030
Uniprot	P08575
Specificity	This antibody detects endogenous levels of human Cytokeratin Pan. Heatinduced epitope retrieval (HIER) Citrate buffer of pH6.0 was highly recommended as antigen repair method in paraffin section
Host	Rabbit
Clonality	Polyclonal
Tested applications	WB,IHC-p,IF,ELISA
Conjugation	Non-conjugated
Purification Method	The antibody was affinity-purified from rabbit antiserum by affinity-chromatography using epitope-specific immunogen.
Storage buffer	PBS containing 50% glycerol, 0.5% BSA and 0.02% sodium azide.
Alias	PTPRC; CD45; Receptor-type tyrosine-protein phosphatase C; Leukocyte common antigen; L-CA; T200; CD antigen CD45
Image	 <p>Western Blot analysis of Jurkat cells using CD45 Polyclonal Antibody</p>



Immunofluorescence analysis of HUVEC cells, using CD45 Antibody. The picture on the right is blocked with the synthesized peptide.



Immunohistochemistry analysis of paraffin-embedded human colon carcinoma tissue, using CD45 Antibody. The picture on the right is blocked with the synthesized peptide.

PRODUCT USE LIMITATION

These products are intended for research use only.